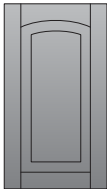


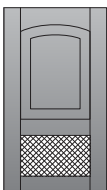
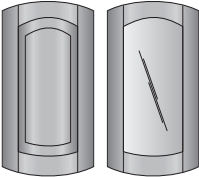
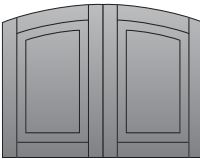






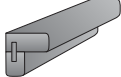


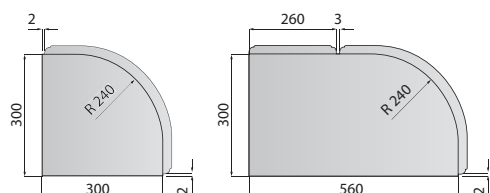


ZAKRES WYMIAROWY / MEASUREMENTS / РАЗМЕРНЫЙ РЯД:

**H** – wysokość / height / высота, **B** – szerokość / width / ширина

 <p><b>DP – FR</b> H min. – max. = 283–1284 B min. – max. = 296–596 WYJĄTKI / EXCEPTIONS / ИСКЛЮЧЕНИЕ H = 570, 713, 860, 920, 1000, B = 260 H min. – max. = 283–400, B = 796, 896</p>	 <p><b>DR – FR</b> H min. – max. = 283–1102 B min. – max. = 296–596 WYJĄTKI / EXCEPTIONS / ИСКЛЮЧЕНИЕ H min. – max. = 283–400 B = 796, 896</p>
 <p><b>DK – FR</b> H min. – max. = 283–1000 B min. – max. = 296–596 WYJĄTKI / EXCEPTIONS / ИСКЛЮЧЕНИЕ H min. – max. = 283–400 B = 796, 896</p>	 <p><b>DPK – FR</b> H min. – max. = 570–1102 B = 296, 396, 496, 596</p>
 <p><b>DPG, DRG – FR</b> H = 570, 713, 860, 920, 1000 B = 522, promień wew. / inner radius / внутренний радиус = 240</p>	 <p><b>DPL, DRL, DKL – FR</b> H 502 = 570–68 H 645 = 713–68 H 792 = 860–68 H 852 = 920–68 H 932 = 1000–68 B = 446 (const.)</p>
 <p><b>CZ – Z</b> Z FREZEM ZEWN. / OUTER MOULDING / С ФРЕЗЕРОВКОЙ ПО КРАЮ H min. – max. = 110–282 B min. – max. = 196–596 opcja B = 796, 896 opcja HxB = 140x146</p>	 <p><b>CZ – AE</b> Z WYCIĘCIEM NA PALEC / WITH FINGER PULL / С ВЫРЕЗОМ ПОД ПАЛЕЦ H = 140 (const.) B = 146 (const.)</p>
 <p><b>BL – AB</b> PŁASKA / FLAT / ПЛОСКАЯ H min. – max. = 350–1284 B min. – max. = 30–29</p>	 <p><b>BL – AE</b> Z FREZEM ZEWN. / OUTER MOULDING / С ФРЕЗЕРОВКОЙ ПО КРАЮ H min. – max. = 350–1284 B min. – max. = 45–295</p>
 <p><b>BL – BO</b> POD BUTELKI / BOTTLE RACK / ПОД БУТЫЛКИ H = 70 (const.) B = 296, 396, 446, 496, 596, 796, 896</p>	 <p><b>BL – AŁ</b> ŁUKOWA / ARCH / АРОЧНАЯ H = 140, B = 896 (const.)</p>
 <p><b>LN – D</b> H = 570, 713, 860, 920, 1000 B = 45x45 (const.)</p>	 <p><b>LO-2 – F</b> H = 120, 140 B = 596, 796, 896</p>
 <p><b>LO-2 – FY</b> Z MOTYWEK / WITH AN ADORNMENT / С МОТИВОМ H = 120, 140 B = 596, 796, 896</p>	



SPOSÓB MONTAŻU ELEMENTÓW GIĘTYCH  
CURVED DOOR ASSEMBLY  
МОНТАЖ ГНУТЫХ ЭЛЕМЕНТОВ